

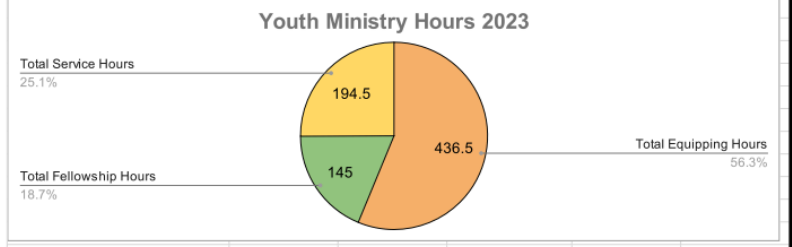
# 2023

This is to help gauge what the Youth Ministry does throughout the year as far as Equipping, Fellowship, and Service Projects.

	January	February	March	April	May	June	July	August	September	October	November	December
<b>Equipping Hours</b>	16	15.5	29.5	12.5	9	185.5	98.5	7	11	11.5	33	7.5
<b>Fellowship Hours</b>	1	9	12	10.5	3.5	26	8	46	11	7	4.5	6.5
<b>Service Hours</b>	4.5	6	7.5	3	5.5	48	99	3	3	6	4.5	4.5
<b>Monthly Ministry Hours</b>	21.5	30.5	49	26	18	259.5	205.5	56	25	24.5	42	18.5

	January	February	March	April	May	June	July	August	September	October	November	December
<b>Equipping Events</b>	13	13	12	11	8	7	9	7	9	10	10	6
<b>Fellowship Events</b>	1	4	3	4	2	5	4	6	4	2	2	3
<b>Service Events</b>	2	2	3	1	2	3	2	1	1	2	2	2
<b>Ministry Events by Month</b>	16	19	18	16	12	15	15	14	14	14	14	11

<b>Total Equipping Hours</b>	436.5	56.25%
<b>Total Fellowship Hours</b>	145	18.69%
<b>Total Service Hours</b>	194.5	25.06%
<b>Total 2023 Ministry Hours</b>	776	



Note: Sunday Bible Class is counted as 30 minutes per class.

Note: Overnight events are counted as 16 hour days (except for the departure and arrival dates)

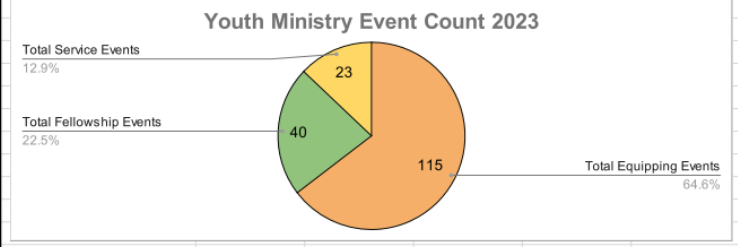
Note: Events are only counted as 1 type, even if there is a mix of 2 or 3 types within the event.  
 ---- Example: Refuge is counted as Equipping because that's its intended purpose, but there is Fellowship involved in it.

Note: This may not be 100% accurate but gives a close analysis for how we spend time in Youth Group.  
 A lot of this is approximate.  
 (The calendar might say 1.5 hours for SYATC, but we could've spent 2-2.5 hours together in reality).

Note: We realize that not everyone would be eligible for everything, such as both MS & HS weeks of Camp Neotez, or the Honduras Mission Trip. This is an all around Youth Ministry hour availability analysis.  
 Remember this note when you read below what % of the year could be spent in Youth Group.  
 (More than likely a student would spend even less than 13.29% of the year in Youth Group).

<b>Year-Round Influence Analysis</b>	
Hours in 1 Year (16 Hour Days):	5840
Possible Hours in Youth Group:	776
Percent of Hours in Youth Group:	13.29%
Hours of School:	1392
-- Approx. 174 School Days x 8h	
Percent of Hours in School:	23.84%

<b>Total Equipping Events</b>	115	64.61%
<b>Total Fellowship Events</b>	40	22.47%
<b>Total Service Events</b>	23	12.92%
<b>Total 2023 Ministry Events</b>	178	



Note: Overnight events or events that last more more than 1 day are still counted as 1 event. It's all counted by Event, not by Days.  
 ---- Example: A week of Camp is counted as 1 Equipping event, not 7.  
 ---- Example: VBS is counted as 1 Service event, not 4.

# 2024

This is to help gauge what the Youth Ministry does throughout the year as far as Equipping, Fellowship, and Service Projects.

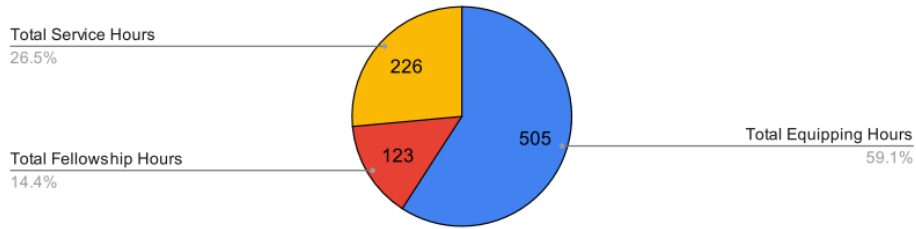
	January	February	March	April	May	June	July	August	September	October	November	December
<b>Equipping Hours</b>	64.5	8.5	35	17.5	7	186.5	104	16.5	12.5	13.5	32	7.5
<b>Fellowship Hours</b>	0	8	5	9	6.5	22	9	41.5	10	0	5	7
<b>Service Hours</b>	6.5	4.5	3	3	3	48	100	4.5	3	37.5	6.5	6.5
<b>Monthly Ministry Hours</b>	71	21	43	29.5	16.5	256.5	213	62.5	25.5	51	43.5	21

	January	February	March	April	May	June	July	August	September	October	November	December
<b>Equipping Events</b>	12	8	10	10	6	9	11	7	10	11	9	5
<b>Fellowship Events</b>	0	3	2	3	3	3	4	3	3	0	2	3
<b>Service Events</b>	3	2	1	1	1	3	2	2	1	3	3	4
<b>Ministry Events by Month</b>	15	13	13	14	10	15	17	12	14	14	14	12

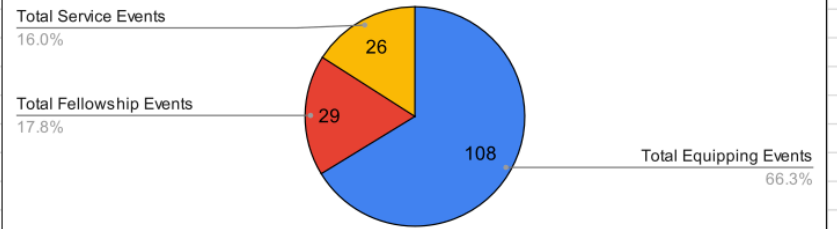
<b>Total Equipping Hours</b>	505	59.13%
<b>Total Fellowship Hours</b>	123	14.40%
<b>Total Service Hours</b>	226	26.46%
<b>Total 2024 Ministry Hours</b>	854	

<b>Total Equipping Events</b>	108	66.26%
<b>Total Fellowship Events</b>	29	17.79%
<b>Total Service Events</b>	26	15.95%
<b>Total 2024 Ministry Events</b>	163	

**Youth Ministry Hours 2024**



**Youth Ministry Events 2024**



**Year-Round Influence Analysis**

Hours in 1 Year (16 Hour Days):	5840
Possible Hours in Youth Group:	854
Percent of Hours in Youth Group:	14.6%
Hours of School:	1392
-- Approx. 174 School Days x 8h	
Percent of Hours in School:	23.84%